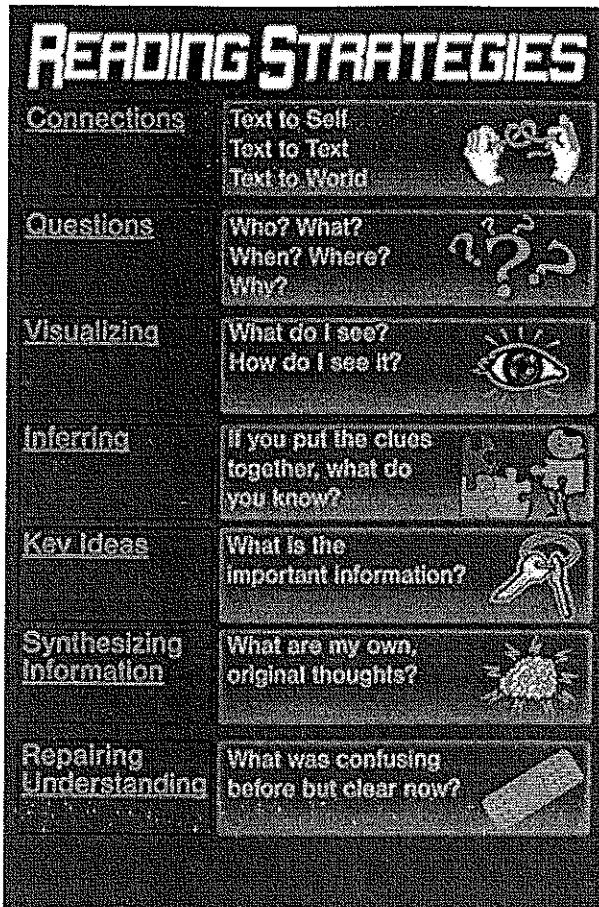


Lindenwold Middle School

November Faculty Meeting



How can you use charts/graphs/info graphics effectively in your classroom?

Applying Reading Strategies to Charts and Graphs

1. As a group, flip through this packet and choose one (1) infographic to review.
2. As individuals, apply three of the reading strategies (shown left) to the infographic you have chosen. Record your thoughts below:

a. _____

b. _____

c. _____


3. Then, as a group, briefly share your thoughts. "Repair your understanding" by answering the following question.
 - a. What was originally confusing/unnoticed about the infographic, but now appears clear?
 - b. _____

Infographics may be found at www.informationisbeautiful.net

Or through a simple Google Search – "Infographic {Insert Topic}"

Scientific evidence for popular dietary supplements

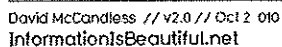
Showing tangible health benefits when taken orally by an adult with a healthy diet



Popularity
1990-1999



One to watch



source: PubMed, Cochrane.org - <http://bit.ly/5snakeoil>
Only human, randomized placebo-controlled trials used
Cheap!s sources & interactive version: informationisbeautiful.net/2010/snake-oil-supplements

Irish War
4,401
Total Deaths

0
Unknown
Soldiers

Algerian War
1,076
Total Deaths

0
Unknown
Soldiers

Puerto Rican
383
Total Deaths

0
Unknown
Soldiers

Vietnam War
58,220
Total Deaths

0
Unknown
Soldiers

Korean War
54,246
Total Deaths

925
Unknown
Soldiers (0.7%)

World War II
403,339
Total Deaths

10,000
Unknown
Soldiers (2.5%)

Revolutionary War
25,324
Total Deaths

0
Unknown
Soldiers

War of 1812
19,465
Total Deaths

0
Unknown
Soldiers

Mexican War
13,283
Total Deaths

0
Unknown
Soldiers

Civil War
622,000
Total Deaths

150,000+
Unknown Soldiers
(approx. 25%)

Spanish-
American War
2,446
Total Deaths

300+
Unknown
Soldiers (12%)









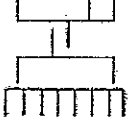














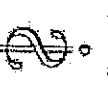



















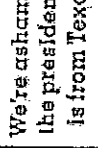

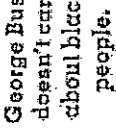














World War I
116,516
Total Deaths

1,644
Unknown
Soldiers (2%)

Published: December 27, 2009

OP-CHART

Phillip Niemeyer | Picturing the Past 10 Years

2000	2001	2002	2003	2004	2005	2006	2007	2008	2009
 Florida Recount	 9/11	 Flag Pins	 Bring 'em on.	 Abu Ghraib	 Katrina	 Watching TV on Computers	 Baby Boom	 The Election	 The Economy
 Tiniest Phone	 Airport Security	 Guantanamo	 Iraq	 Wiretaps	 Self-Portraits	 Tsunami	 Rock Bands	 Moms on Facebook	 Iran on Twitter
 Rolling Blackouts	 Dot-Com Crash	 Craiglist	 Credit-Default Swaps	 Google I.P.O.	 Blackwater	 China	 Housing Boom	 Foreclosures	 Stimulus
 More Is Not Enough	 Anthrax	 Shipers	 Everything	 It's Too Late	 I.E.D.'s	 Avian Flu	 Peak Oil	 Credit Freeze	 H1N1
 John McCain	 Russ Feingold	 Al Jazeera	 We're ashamed the president... is from Texas	 AIR AMERICA	 George Bush doesn't care about black people.	 Sincere Beards	 T. Boone Pickens	 Ron Paul	 Goldman Sachs
 Snaq & Kobe	 Dale Earnhardt Sr.	 Patriots	 Steroids	 Mia Hamm	 Lance Armstrong	 Barbaro	 Tiger Woods	 Michael Phelps	 Yankees, Again

12/27/09
480/10/14/27

TRENDIS IN AFGHANISTAN

	APRIL 2008	APRIL 2009	APRIL 2010
U.S./Other NATO Troops in Afghanistan (in thousands)	38 / 28	42 / 32	37 / 40
Afghan Security Forces (in thousands)	145	170	215
U.S./Other NATO Coalition Deaths	5 / 9	6 / 8	20 / 14
Afghan Security Force Deaths	110	79	120
Afghan Civilian Deaths From War	136	129	150
Civilian Deaths Caused Accidentally by NATO (percent of total, based on annual figures)	40	30	10-20
U.S. Civilians Deployed Outside Kabul	50	100	375
Officials Indicted or Fired for Corruption (total for year)	1	5	20
Judges in Kandahar Province (need at least 50)	5	7	8
G.D.P. Growth (annual percentage)	12	8	9
Afghan Children in School (in millions)	5.0	5.3	6.5